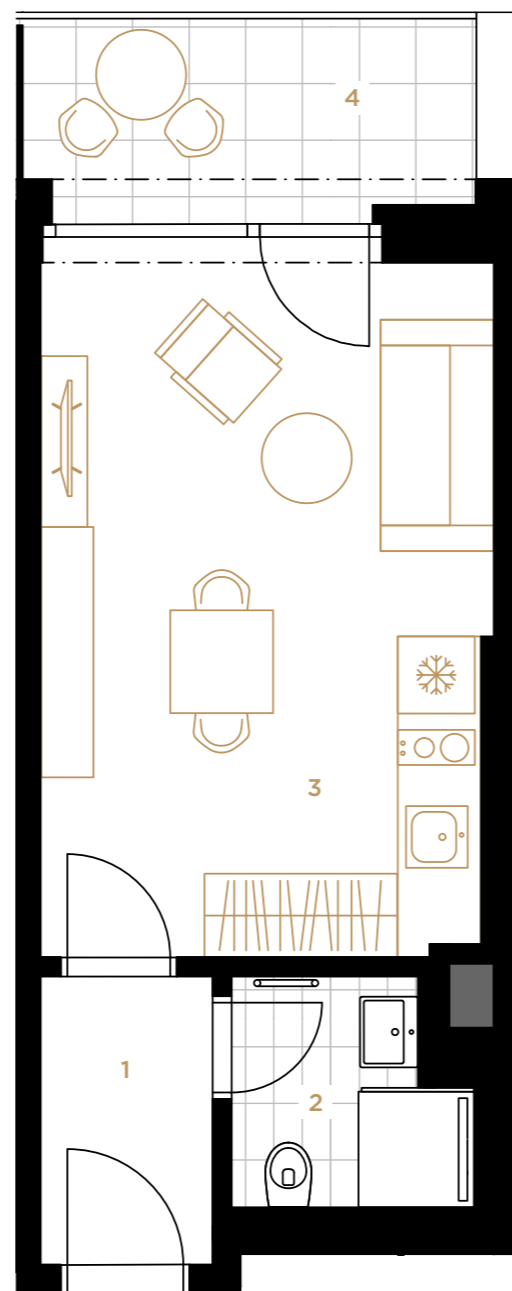
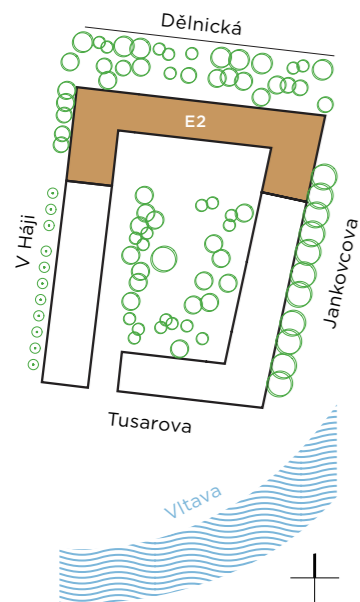
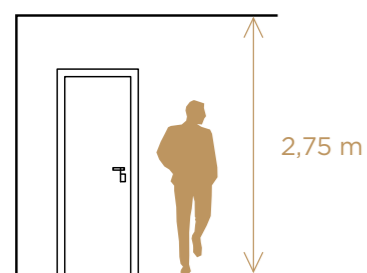


SOHO



1 Vstupní hala / Entrance Hall	3,5 m ²
2 Koupelna / Bathroom	3,0 m ²
3 Obývací pokoj + kk / Living Room + Kitchenette	19,3 m ²
UŽITNÁ PLOCHA / NET AREA	25,8 m²
PODLAHOVÁ PLOCHA / GROSS AREA	27,5 m²
4 Balkon / Balcony	5,5 m ²



+420 720 954 000
 prodej@so-ho.cz
 developed by:

